

2007 Quarter Stats

Chalets	1st Quarter	2nd Quarter	3rd Quarter	Total
\$500,000 - \$1,000,000	11	15	24	50
\$1,000,000 - \$2,000,000	16	17	17	50
\$2,000,000 - \$3,000,000	3	6	8	17
\$3,000,000 -5,000,000	4	1	5	10
5,000,000 & up	2	0	0	2
TOTAL	36	39	54	129

Condominums	1st Quarter	2nd Quarter	3rd Quarter	Total
0-\$500,000	40	72	80	192
\$500,000 - \$1,000,000	36	44	59	139
\$1,000,000 - \$2,000,000	14	25	22	61
\$2,000,000 - \$3,000,000	4	17	3	24
\$3,000,000 & up	3	1	3	7
TOTAL	97	156	167	420

Other	1st Quarter	2nd Quarter	3rd Quarter	Total
Quartershare	11	14	18	43
Vacant Land	7	10	11	28
Projects	40 (evolution)	0	0	0

Total Dollar Volume	\$185,617,369	\$221,026,372	\$217,376,035	\$624,019,776
----------------------------	----------------------	----------------------	----------------------	----------------------

* Does Not include Timeshare

2006 Quarter Stats

Chalets	1st Quarter	2nd Quarter	3rd Quarter	4th Quarter	Total
\$500,000 - \$1,000,000	0	9	15	5	29
\$1,000,000 - \$2,000,000	6	14	17	8	45
\$2,000,000 - \$3,000,000	7	3	5	4	19
\$3,000,000 -5,000,000	5	0	1	4	10
5,000,000 & up	2	0	2	6	10
TOTAL	21	25	40	28	114

Condominums	1st Quarter	2nd Quarter	3rd Quarter	4th Quarter	Total
0-\$500,000	38	45	51	45	179
\$500,000 - \$1,000,000	27	22	38	28	115
\$1,000,000 - \$2,000,000	13	9	12	9	43
\$2,000,000 - \$3,000,000	2	3	1	0	6
\$3,000,000 & up	1	0	0	0	1
TOTAL	83	79	102	73	337

Other	1st Quarter	2nd Quarter	3rd Quarter	4th Quarter	Total
Quartershare	13	13	6	9	41
Vacant Land	2	3	6	2	13
Projects	0	100(evolution)	0	0	0

Total Dollar Volume	\$100,201,738	\$110,063,915	\$135,159,780	\$130,211,938	\$475,637,371
----------------------------	----------------------	----------------------	----------------------	----------------------	----------------------

*Does not include Timeshare

WHISTLER VALLEY LISTINGS

	1997			1998			1999			2000			2001			2002			2003			2004				2005				2006				2007																																																											
	Jan 9	Jul 30	Nov 5	Jan 22	Jul 15	Oct 21	Jan 27	Jul 21	Oct 13	Jan 12	July 23	Dec 6	Jan 2	Aug 23	Dec 31	Feb 1	Jun 13	Nov 30	Jan 9	Jun 4	Nov 28	Feb 1	May 17	Aug 2	Nov 23	Jan 5	Mar 16	Jun 9	Oct 19	Feb 10	Apr 25	July 5	Oct 23	Jan 22	May 23	Jul 26	Oct 4																																																								
Chalets	26	69	88	66	109	110	86	102	102	64	88	70	89	108	67	71	61	100	101	106	114	106	112	123	133	114	134	129	136	120	123	123	127	103	89	106	85																																																								
Duplex Units	8	9	11	12	18	20	13	9	11	4	10	17	14	14	5	5	8	6	4	13	8	11	11	12	10	8	10	8	15	16	17	12	16	14	11	10	6																																																								
Triplex Units	0	0	1	0	3	3	1	0	0	0	0	0	0	2	0	0	0	0	1	0	0	0	0	0	0	1	2	2	1	2	1	1	0	0	0	0	0																																																								
Total	34	78	100	78	130	133	100	111	113	68	98	87	103	124	72	76	69	106	105	119	122	117	123	135	143	123	146	139	152	138	141	136	143	117	100	116	91																																																								
Bench Condos	35	75	85	115	133	151	128	80	54	59	56	52	47	65	38	32	20	35	31	86	85	93	98	88	102	116	155	107	132	147	131	117	152	137	117	117	88																																																								
Village Condos	72	175	221	238	261	254	225	129	125	125	105	105	101	98	56	69	65	49	67	118	90	112	101	139	157	147	149	142	154	148	167	151	171	183	140	144	123																																																								
Other Condos	52	117	138	129	212	166	143	120	102	79	73	50	41	100	64	49	44	51	62	96	90	97	104	137	151	135	168	165	140	112	141	138	161	140	90	90	70																																																								
Total	159	367	444	482	606	571	496	329	284	263	234	207	189	263	158	150	129	135	160	300	266	302	303	364	410	398	472	414	426	407	439	406	484	460	347	351	281																																																								
Single Family Lots	8	19	25	35	64	53	49	21	17	7	15	15	13	23	17	16	20	55	71	64	40	38	66	50	41	39	48	44	50	56	61	40	46	66	70	63	41																																																								
Duplex Lots	0	2	5	7	7	7	8	4	2	1	0	0	0	0	0	0	0	0	0	0	0	0	0	0	0	0	0	0	0	0	0	0	0	0	0	0	0	0	0	0	0																																																				
Pension Lots	0	0	0	0	0	0	2	0	0	0	0	0	0	0	0	0	0	0	0	0	0	0	0	0	0	0	0	0	0	0	0	0	0	0	0	0	0	0	0	0	0																																																				
Acreage	2	3	4	3	3	5	2	4	1	4	2	1	1	0	0	0	0	1	1	1	1	1	2	1	1	1	1	1	1	1	2	1	2	1	1	1	2	1	1	1	2																																																				
Total	10	24	34	45	74	65	61	29	20	12	17	16	14	23	17	16	20	56	72	65	41	39	68	51	42	40	49	45	51	57	63	41	48	67	71	64	43																																																								
Total Properties	203	469	578	605	810	769	657	469	417	343	347	310	306	410	247	242	218	297	338	484	429	458	494	550	595	561	667	598	629	602	643	583	675	643	518	531	415																																																								
% Available For Sale	2	4.5	5.55	5.2	7.01	6.65	5.4	3.81	3.44	2.61	2.64	2.36	2.23	3.11	1.88	1.76	1.58	2.16	2.44	3.49	3.1	3.24	3.5	3.89	4.21	3.92	4.67	4.18	4.4	4.18	4.46	4.05	4.69	4.41	3.56	3.65	2.85																																																								
No. Properties - RMOW	11,557 (+1,136)			12,132 (+ 575)			12,231 (+99)			13,157 (+926)			13,157			13,765 (+590)			13,867 (+102)			14,133 (+266)				14296 (+163)				14406 (+110)				14566 (+160)																																																											
Fractional Properties																28			26			42				32				36				46				42				38				40				54				68				65				83				72				60				68				79				83				79				81			

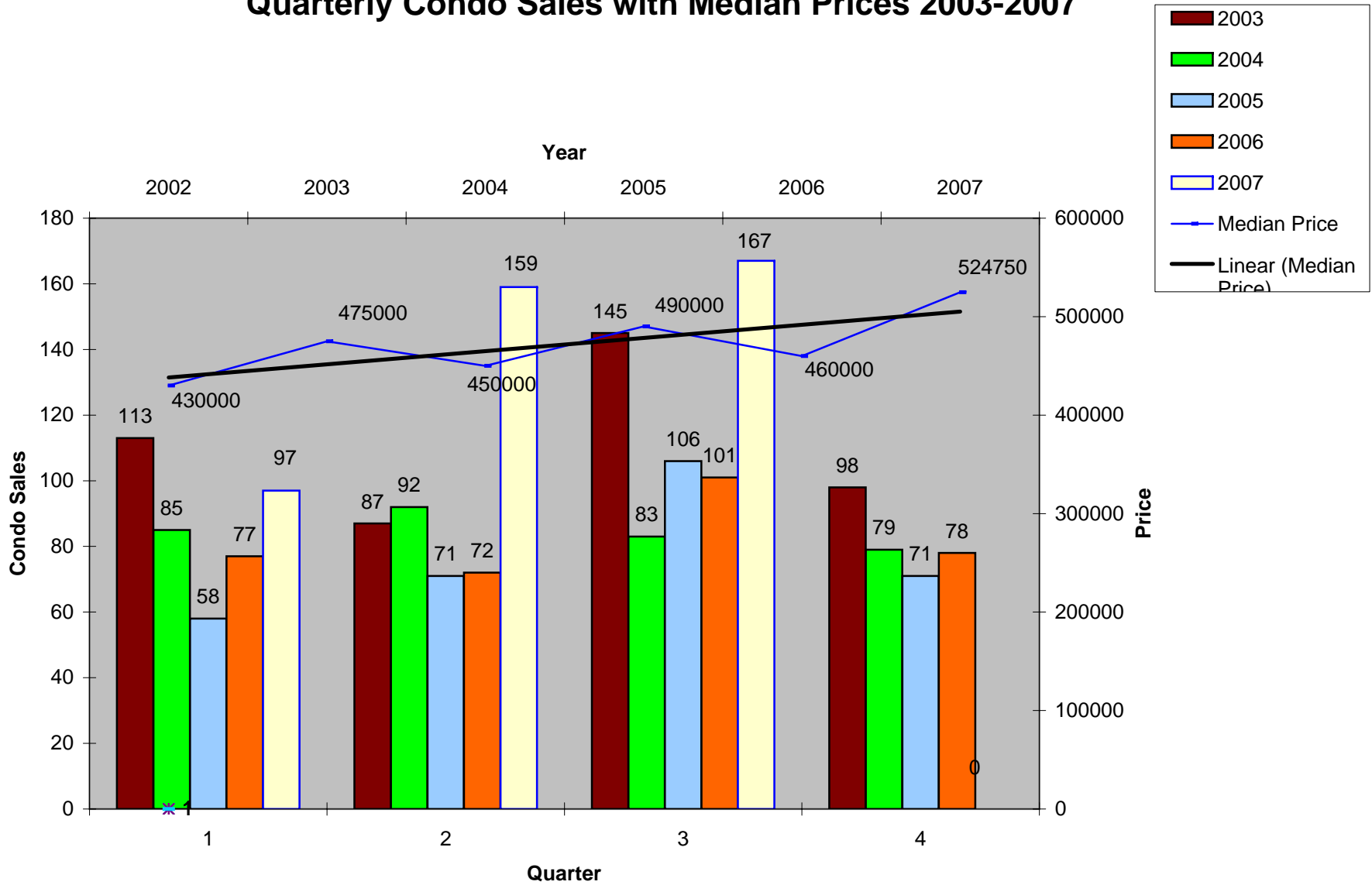
Note: No. of properties R.M.O.W. as of July 26, 2007

*** Total Number of Firm Sales within The Resort Municipality of Whistler.**

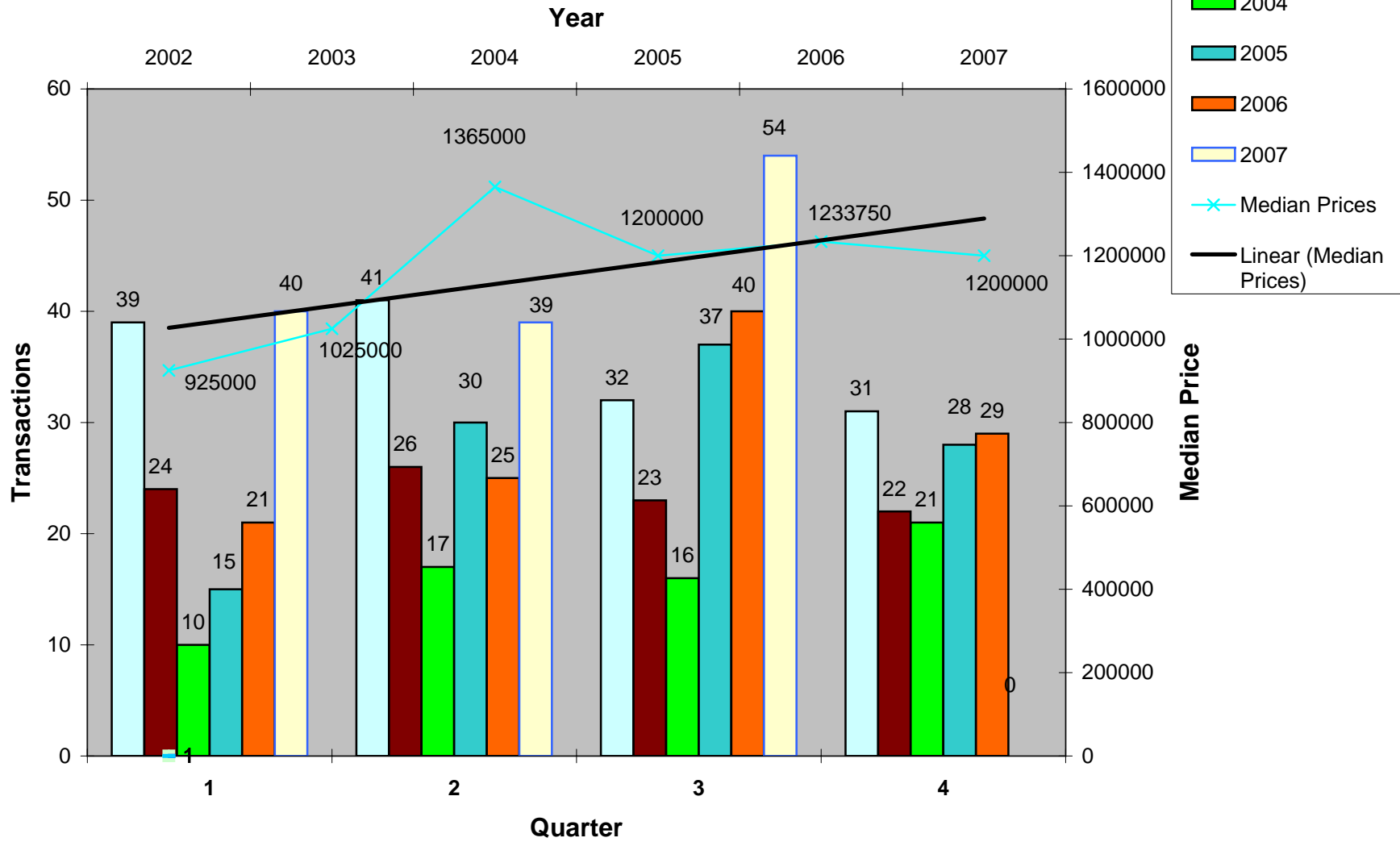
- 1992 - 611
- 1993 - 736 (+125)
- 1994 - 798 (+62)
- 1995 - 1047 (+249)
- 1996 - 1244 (+197)
- 1997 - 1503 (+259) 1,000 Project Sales
- 1998 - 839 (-693) 370 Project Sales
- 1999-739 (-100) 32 Project Sales
- 2000-852 (+113) 93 Project Sales & 83 Shared Owner Sales
- 2001-823 (-29) 123 Project Sales & 38 Shared Owner Sales
- 2002-1210 (+387) 317 Project Sales & 97 Shared Owner Sales
- 2003 - 622 (-588) 125 Project Sales & 73 Shared Owner Sales
- 2004 - 629(+7) 208 Project Sales & 50 Shared Owner Sales
- 2005 - 493(-136) 39 Project Sales & 35 Shared Owner Sales
- 2006 - Assessed Value of all Property in RMOW - \$10,029,465,000

*** Firm Sales total includes project sales but not Shared Owner Sales.**

Quarterly Condo Sales with Median Prices 2003-2007

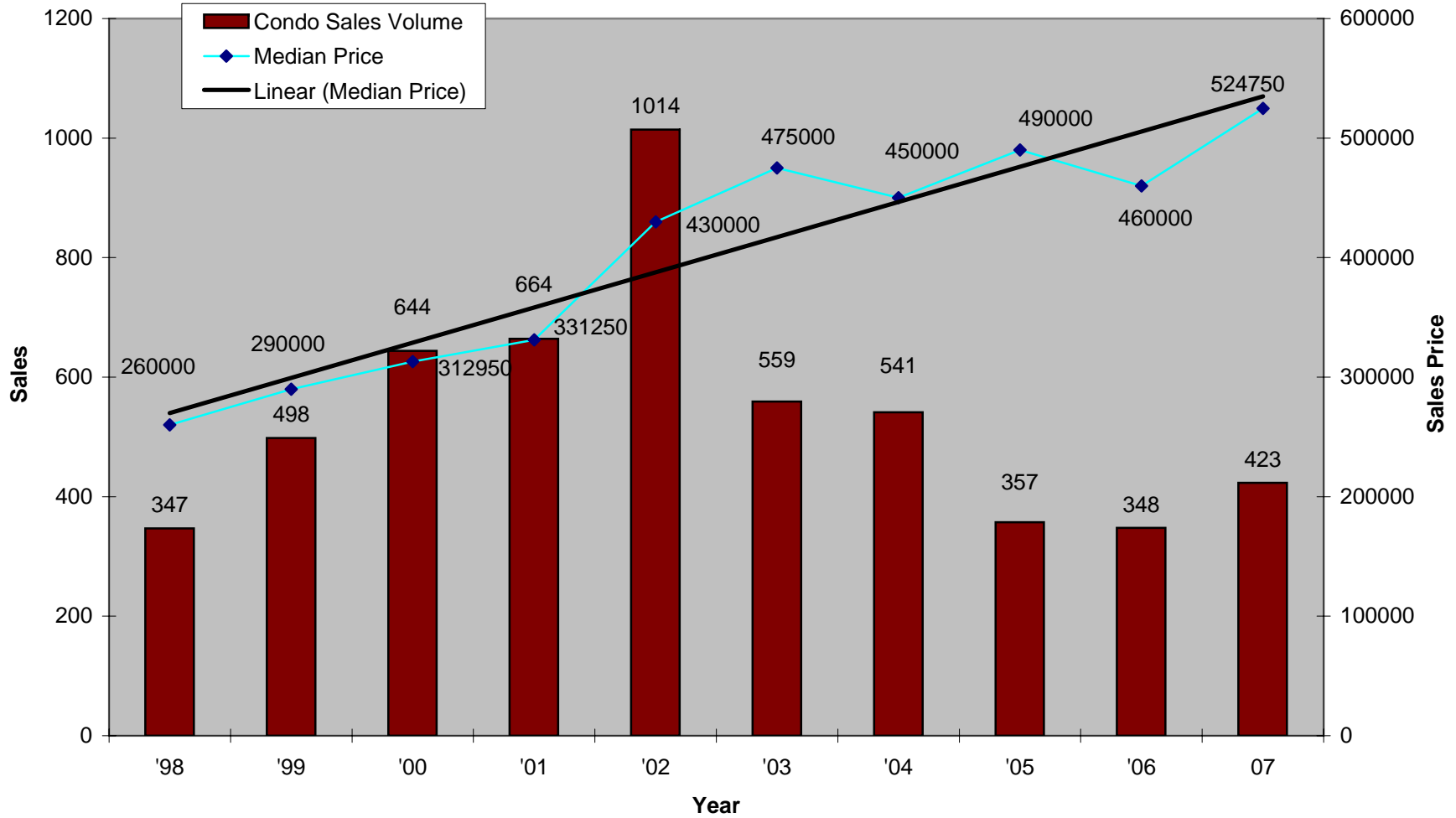


Chalet Sales Volume with Median Prices



Whistler Condo Sales Volume with Median Prices

Courtesy of Rob Palm



Whistler Chalet Sales and Median Price

Courtesy of Rob Palm

